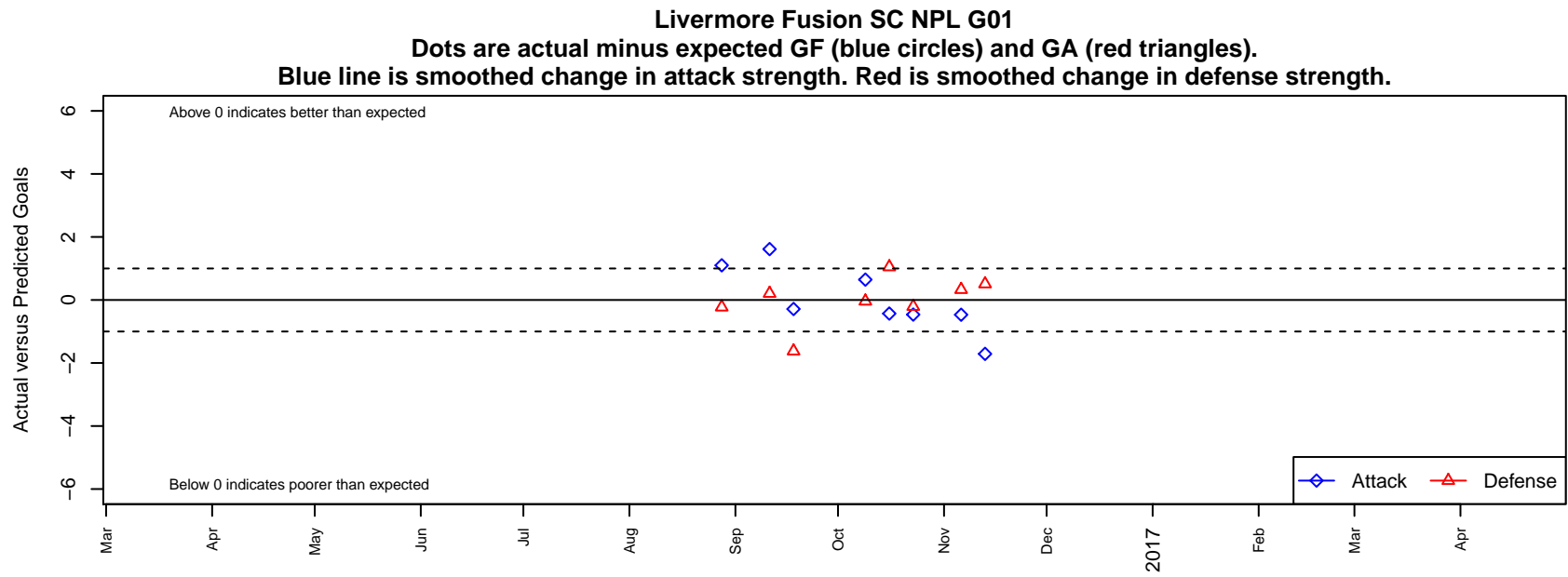


Livermore Fusion SC NPL G01

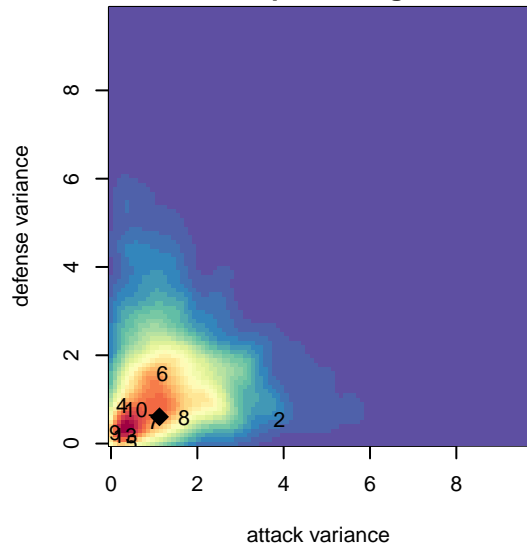
, CAN
G01 total strength=1594
attack=12.45 defense=19.71

alt names used:

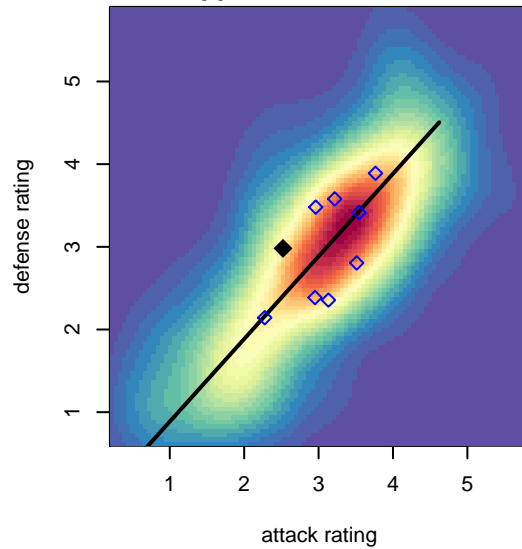
Venues played:
2016 FWRL CAN CRL U16



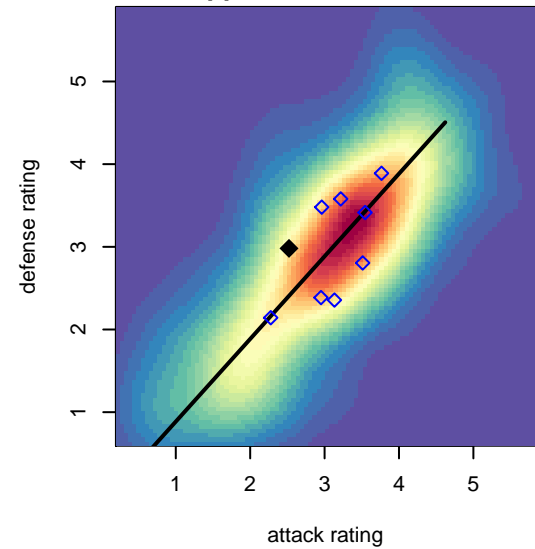
**attack and defense variance (black dot)
relative to other teams
and top 10 in region**



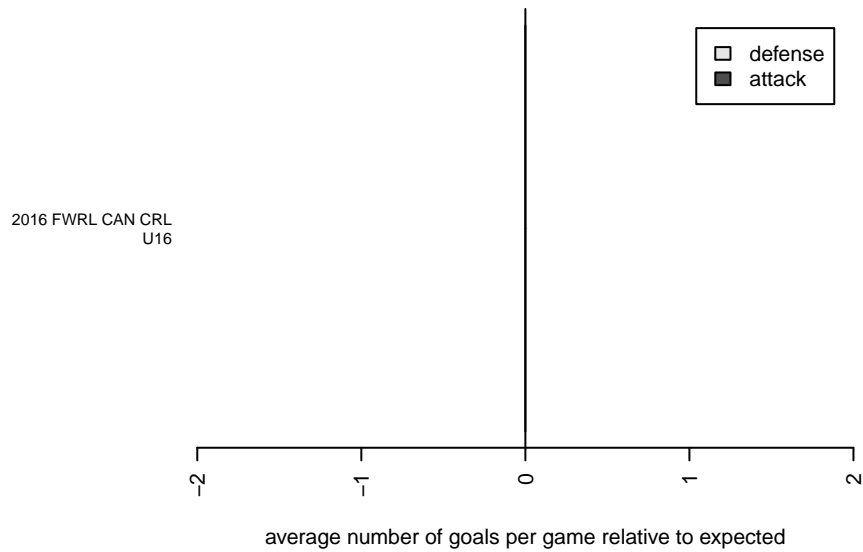
**attack and defense rating
relative to others at age
and all opponents in last 13 months**



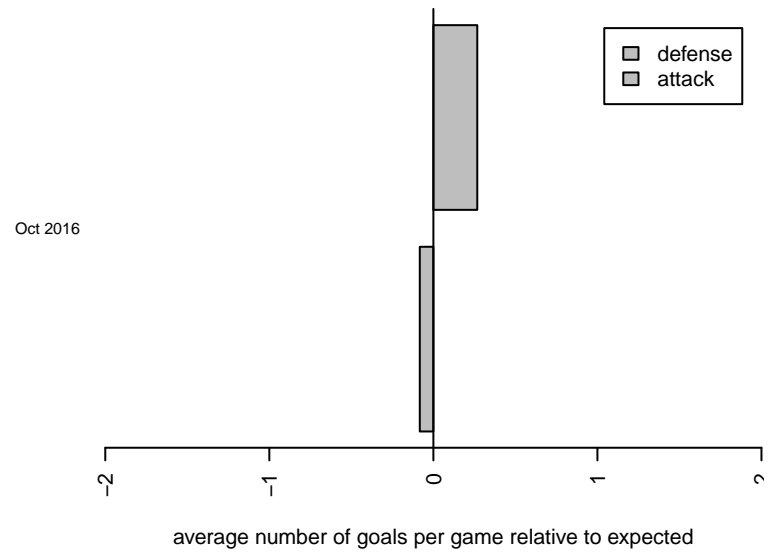
**attack and defense rating
relative to others at age
and all opponents in last 13 months**



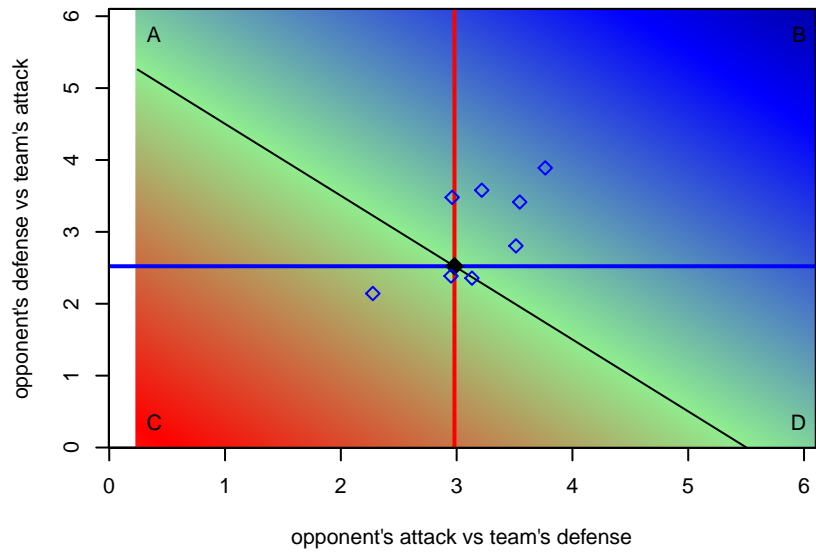
Performance relative to 13 month average



Performance relative to 13 month average



Distribution of opponents
 Red = Lose zone, Blue = Win zone, Green = Even
 Black line separates win/lose zones



lot. A=Neither has attack advantage, B=Opponent has both attack and defense advantage, C=Opponent has both attack and defense disadvantage, D=Both have

date	home		away		venue	pred.home	pred.away
2016-11-13	MVLA Milan Green G01	0	Livermore Fusion SC NPL G01	0	2016 FWRL CAN CRL U16	0.51	1.71
2016-11-06	Livermore Fusion SC NPL G01	0	Santa Clara Sporting Green G01	1	2016 FWRL CAN CRL U16	0.47	1.33
2016-10-23	Livermore Fusion SC NPL G01	0	Mustang SC Elite G01	2	2016 FWRL CAN CRL U16	0.46	1.79
2016-10-16	Livermore Fusion SC NPL G01	0	San Juan SC South G01	0	2016 FWRL CAN CRL U16	0.43	1.05
2016-10-09	Pacifica United SC Strikers G01	1	Livermore Fusion SC NPL G01	2	2016 FWRL CAN CRL U16	0.96	1.35
2016-09-18	USA Stars G01	4	Livermore Fusion SC NPL G01	0	2016 FWRL CAN CRL U16	2.38	0.29
2016-09-11	Livermore Fusion SC NPL G01	3	South San Jose Dynamo G01	1	2016 FWRL CAN CRL U16	1.39	1.21
2016-08-28	Palo Alto SC Blue G01	2	Livermore Fusion SC NPL G01	2	2016 FWRL CAN CRL U16	1.77	0.90